





| 画面表示                                                                                                                                                                 | 吸気時間中の流量変化 |
|----------------------------------------------------------------------------------------------------------------------------------------------------------------------|------------|
|  A square wave graph with a flat top and vertical sides, labeled with the number 0. | 100%一定     |
|  A graph with a flat top and a downward-sloping line, labeled with the number 1.    | 100%⇒75%   |
|  A graph with a flat top and a downward-sloping line, labeled with the number 2.    | 100%⇒50%   |
|  A graph with a flat top and a downward-sloping line, labeled with the number 3.    | 100%⇒25%   |